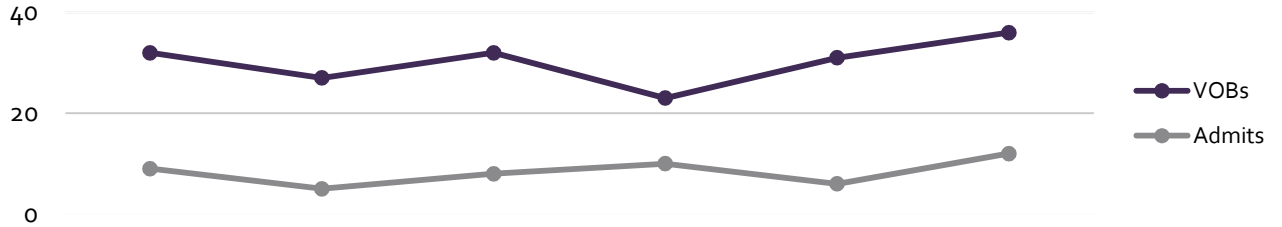


Admissions/Occupancy

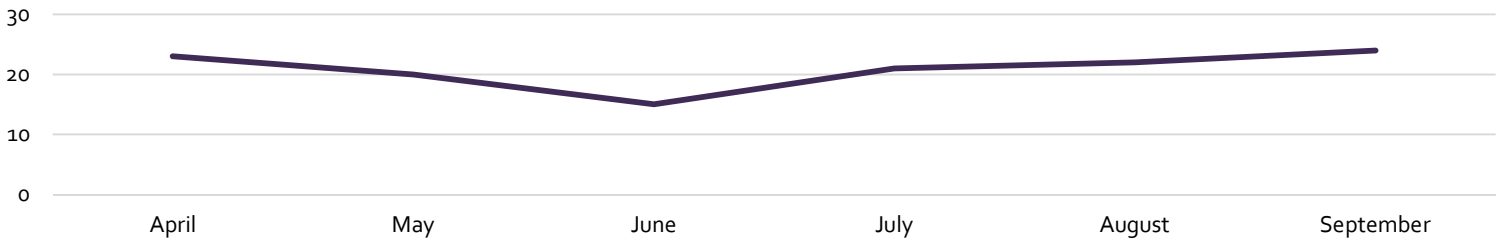
Admissions Tracking



	April	May	June	July	August	September	Total
VOBs	32	27	32	23	31	36	181
Admits	9	5	8	10	6	12	50
Conversion %	28%	19%	25%	43%	19%	33%	28%

Current Census: patients (as of 01-Nov-16)

Census Trend



Authorizations

6 Months Authorization Averages

DTX: 6.8 units (12 patients)
 RTC: 34.1 units (22 patients)
 PHP: 25.5 units (21 patients)
 IOP: 29.3 units (19 patients)

Update from Authorizations Department

Here will be displayed feedback and updates from our Authorizations Department. It will include helpful tips to your clinical staff that enable them to secure better lengths of authorization.

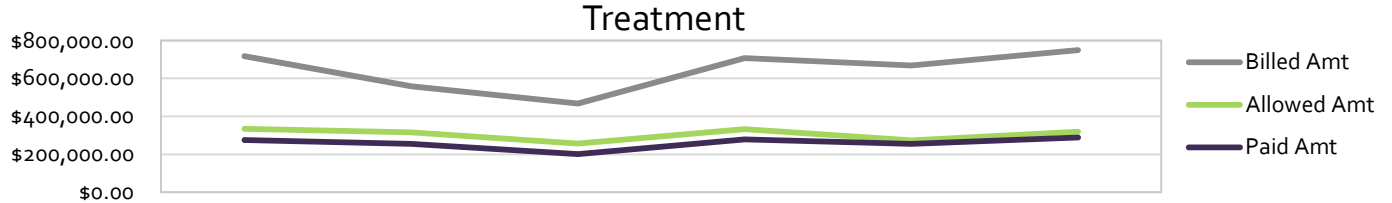
Billing/Claims & Payment

Update from Claims Department

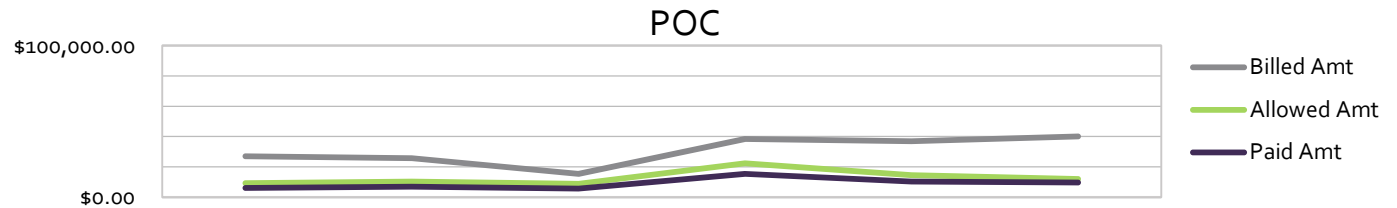
Here will be displayed feedback and updates from our Claims Department. It may include updates on certain patient's claims, feedback for facility staff, and/or industry updates.

Billing/Claims & Payment (cont.)
Dates of Service Billed by Month

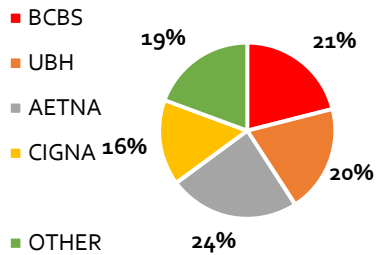
	April	May	June	July	August	September
DTX	18	15	19	12	20	21
RTC	107	75	111	165	165	164
PHP	85	174	122	124	78	100
IOP	226	97	38	97	103	115
GOP	21	31	30	21	25	35

Revenue by Dates of Service


	April	May	June	July	August	September	Total
Billed Amt	\$716,240.00	\$558,360.00	\$467,655.00	\$706,290.00	\$668,360.00	\$749,656.00	\$3,866,561.00
Allowed Amt	\$334,240.65	\$315,065.33	\$256,516.69	\$332,654.98	\$273,156.89	\$319,484.66	\$1,831,119.20
Paid Amt	\$276,016.20	\$255,698.89	\$201,656.45	\$278,307.72	\$254,812.31	\$288,565.55	\$1,555,057.12



	April	May	June	July	August	September	Total
Billed Amt	\$27,048.92	\$25,678.00	\$15,479.00	\$38,463.00	\$37,008.00	\$40,065.00	\$183,741.92
Allowed Amt	\$9,226.02	\$10,363.96	\$8,896.44	\$22,454.99	\$14,547.78	\$12,121.45	\$77,610.64
Paid Amt	\$6,121.67	\$6,987.64	\$5,753.11	\$15,474.11	\$10,474.02	\$9,786.44	\$54,596.99

Insurance Carrier Mix
Paid Amounts by Insurance


	BCBS	UBH	AETNA	CIGNA	OTHER
Paid Claims	189	109	105	40	116
Allowed	\$405,656.55	\$401,598.44	\$455,798.61	\$301,438.44	\$344,237.80
Paid	\$338,501.81	\$318,934.01	\$387,436.86	\$253,431.44	\$311,349.99
Patient Resp.	\$67,154.74	\$82,664.43	\$68,361.75	\$48,007.00	\$32,887.81

Average Allowed Amounts

	BCBS	UBH	AETNA	CIGNA	OTHER
RTC	\$707.83	\$1,461.53	\$1,596.20	\$1,605.11	\$863.96
PHP	\$435.88	\$1,350.00	\$1,180.14	\$909.66	\$638.91
IOP	\$399.22	\$906.66	\$855.56	\$705.26	\$539.98
GOP	\$302.47	\$488.66	\$709.44	\$647.44	\$499.69